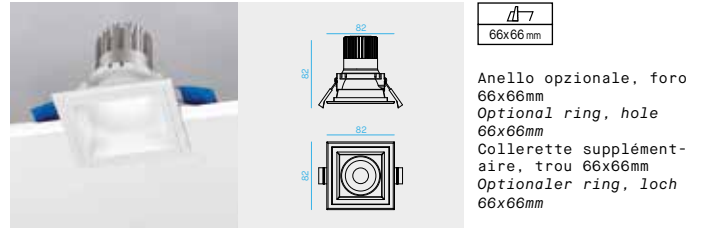


5 ANNI DI GARANZIA
5 YEARS OF WARRANTY

DUO QUADRO / DUO SQUARE

| Code | Nominal/lm | Real/lm | LED/W | System/W | CCT | Beam |
|-------------|------------|---------|-------|----------|-------|------|
| D1S/20/2K/W | 840 | 633 | 8.5 | 9.5 | 2700K | 20° |
| D1S/20/3K/W | 890 | 670 | 8.5 | 9.5 | 3000K | 20° |
| D1S/20/4K/W | 960 | 723 | 8.5 | 9.5 | 4000K | 20° |
| D1S/40/2K/W | 840 | 698 | 8.5 | 9.5 | 2700K | 40° |
| D1S/40/3K/W | 890 | 740 | 8.5 | 9.5 | 3000K | 40° |
| D1S/40/4K/W | 960 | 798 | 8.5 | 9.5 | 4000K | 40° |
| D1S/55/2K/W | 840 | 688 | 8.5 | 9.5 | 2700K | 55° |
| D1S/55/3K/W | 890 | 729 | 8.5 | 9.5 | 3000K | 55° |
| D1S/55/4K/W | 960 | 787 | 8.5 | 9.5 | 4000K | 55° |



CRI >90
63x63mm
20°
40°
55°
DRIVER INCLUDED
UGR <19 0.50H
IP20
IP54 Module
W
CE
□
Wi-Fi
Bluetooth

Mind in Italy

Incasso LED quadro per installazione nel controsoffitto, completo di doppia cornice per due dimensioni di foro.

Square recessed LED fitting for false ceiling installation, with double frame for two different cut out dimensions.

Appareil à encastrer LED carré pour installation dans faux-plafond. Double collerette pour deux trous d'encastrement.

LED-Einbauleuchte für Zwischendeckenmontage, mit Doppelrahmen für zwei Lochgrößen.

LED CREE

CREE LED

LED CREE

LED CREE

Lifetime 50.000h (L80B10).

Lifetime 50.000h (L80B10).

Durée de vie 50.000h (L80B10).

Lebensdauer 50.000h (L80B10).

Modulo in alluminio anodizzato. Modulo LED IP54.

Module in anodized aluminium. LED Module IP54.

Module en aluminium anodisé. Module LED IP54.

Eloxiertes Aluminiummodul. IP54 LED-Modul.

Riflettore bianco o nero in policarbonato, resistente UV.

White or black polycarbonate reflector, UV-resistant.

Reflecteur blanc ou noir en polycarbonate, résistant aux UV.

Schwarzer oder weisser Reflektor aus Polycarbonat, UV-beständig.

Lente 20° in policarbonato, 40° e 55° in PMMA

20° polycarbonate lens, 40° and 55° PMMA lens.

Lentille 20° en polycarbonate, 40° et 55° en PMMA.

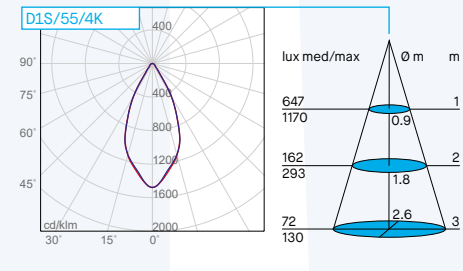
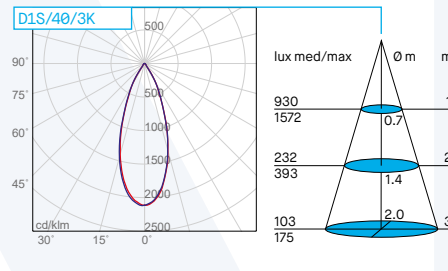
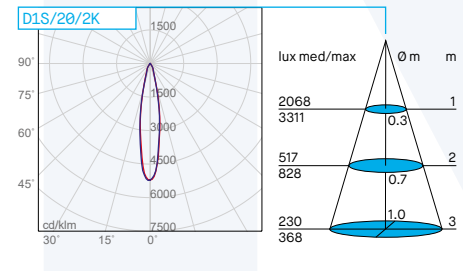
Linse 20° aus Polycarbonat, 40° und 55° aus PMMA.

Alimentatore 220-240V - 50/60Hz incluso.

220-240V - 50/60Hz power supply included.

Alimentation 220-240V - 50/60Hz incluse.

Netzgerät 220-240V - 50 / 60Hz enthalten.



Versioni prodotto disponibili su richiesta - Product versions available upon request - Versions du produit disponibles sur demande - Produktversion auf Anfrage erhältlich

| Code | Descrizione | Description | Description | Beschreibung |
|-------------|---|--|--|---|
| D1S/_/_/_/1 | Con driver ON-OFF Made in Italy | With Made in Italy ON-OFF driver | Avec alimentation ON-OFF Made in Italy | Mit Driver ON-OFF Made in Italy |
| D1S/_/_/_/2 | Con driver PUSH/DIM 1-10V Made in Italy | With Made in Italy PUSH/DIM 1-10V driver | Avec alimentation PUSH/DIM 1-10V Made in Italy | Mit Driver PUSH/DIM 1-10V Made in Italy |
| D1S/_/_/_/3 | Con driver DALI Made in Italy | With Made in Italy DALI driver | Avec alimentation DALI Made in Italy | Mit Driver DALI Made in Italy |
| D1S/_/_/_/T | Con driver a taglio di fase | With TRIAC driver | Avec alimentation TRIAC | Mit Driver TRIAC |

Interfacce per gestione della luce / Light management control units, see [cat.42](#)

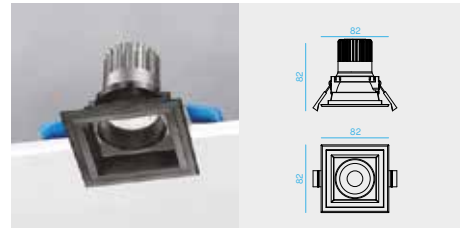
Kit emergenza disponibile su richiesta - Emergency kit available upon request - Kit éclairage secours disponible sur demande - Notfall Kit auf Anfrage erhältlich

| Code | Descrizione | Description | Description | Beschreibung |
|---------------|---|--|--|--|
| KIT EM/LED/1H | Kit emergenza per LED 1 ora - Batt.7.2V - 1.5Ah | Emergency kit for LED 1 hour - Batt.7.2V - 1.5Ah | Kit éclairage secours pour LED 1 heure - Batt.7.2V - 1.5Ah | Notfall Kit für LED 1 Stunde - Batt.7.2V - 1.5Ah |
| KIT EM/LED/3H | Kit emergenza per LED 3 ore - Batt.7.2V - 4Ah | Emergency kit for LED 3 hours - Batt.7.2V - 4Ah | Kit éclairage secours pour LED 3 heures - Batt.7.2V - 4Ah | Notfall Kit für LED 3 Stunden - Batt.7.2V - 4Ah |



DUO QUADRO / DUO SQUARE

| Code | Nominal/lm | Real/lm | LED/W | System/W | CCT | Beam |
|-------------|------------|---------|-------|----------|-------|------|
| D1S/20/2K/B | 840 | 633 | 8.5 | 9.5 | 2700K | 20° |
| D1S/20/3K/B | 890 | 670 | 8.5 | 9.5 | 3000K | 20° |
| D1S/20/4K/B | 960 | 723 | 8.5 | 9.5 | 4000K | 20° |
| D1S/40/2K/B | 840 | 698 | 8.5 | 9.5 | 2700K | 40° |
| D1S/40/3K/B | 890 | 740 | 8.5 | 9.5 | 3000K | 40° |
| D1S/40/4K/B | 960 | 798 | 8.5 | 9.5 | 4000K | 40° |
| D1S/55/2K/B | 840 | 688 | 8.5 | 9.5 | 2700K | 55° |
| D1S/55/3K/B | 890 | 729 | 8.5 | 9.5 | 3000K | 55° |
| D1S/55/4K/B | 960 | 787 | 8.5 | 9.5 | 4000K | 55° |



66x66mm
 Anello opzionale. foro 66x66mm
 Optional ring, hole 66x66mm
 Colerette supplémentaire, trou 66x66mm
 Optionaler ring, loch 66x66mm

CRI >90
63x63mm
20°
40°
55°
DRIVER INCLUDED
UGR <19 0.50H
IP20
IP54 Module
B
CE
RoHS
WiFi
Bluetooth

Mind in Italy

Incasso LED tondo per installazione nel controsoffitto, completo di doppia cornice per due dimensioni di foro.

Round recessed LED fitting for false ceiling installation, with double frame for two different cut out dimensions.

Appareil à encastrer LED carré pour installation dans faux-plafond. Double colerette pour deux trous d'encastrement.

LED-Einbauleuchte für Zwischendeckenmontage, mit Doppelrahmen für zwei Lochgrößen.

LED CREE

CREE LED

LED CREE

LED CREE

Lifetime 50.000h (L80B10).

Lifetime 50.000h (L80B10).

Durée de vie 50.000h (L80B10).

Lebensdauer 50.000h (L80B10).

Modulo in alluminio anodizzato. Modulo LED IP54.

Module in anodized aluminium. LED Module IP54.

Module en aluminium anodisé. Module LED IP54.

Eloxiertes Aluminiummodul. IP54 LED-Modul.

Riflettore bianco o nero in policarbonato, resistente UV.

White or black polycarbonate reflector, UV-resistant.

Reflecteur blanc ou noir en polycarbonate, resistant aux UV.

Schwarzer oder weisser Reflektor aus Polycarbonat, UV-beständig.

Lente 20° in policarbonato, 40° e 55° in PMMA

20° polycarbonate lens, 40° and 55° PMMA lens.

Lentille 20° en polycarbonate, 40° et 55° en PMMA.

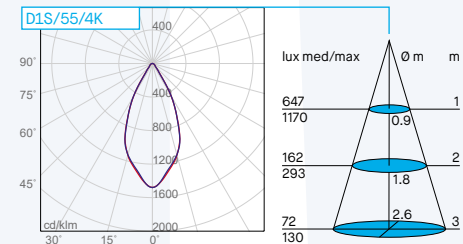
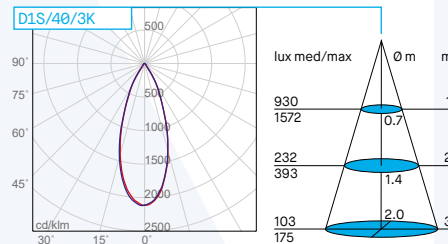
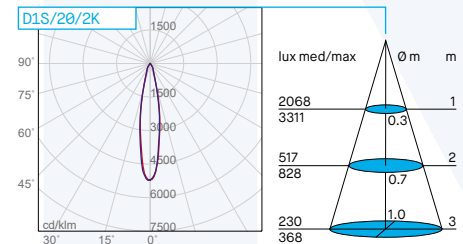
Linse 20° aus Polycarbonat, 40° und 55° aus PMMA.

Alimentatore 220-240V - 50/60Hz incluso.

220-240V - 50/60Hz power supply included.

Alimentation 220-240V - 50/60Hz incluse.

Netzgerät 220-240V - 50 / 60Hz enthalten.



Versioni prodotto disponibili su richiesta - Product versions available upon request - Versions du produit disponibles sur demande - Produktversion auf Anfrage erhältlich

| Code | Descrizione | Description | Description | Beschreibung |
|-------------|---|--|--|---|
| D1S/_/_/_/1 | Con driver ON-OFF Made in Italy | With Made in Italy ON-OFF driver | Avec alimentation ON-OFF Made in Italy | Mit Driver ON-OFF Made in Italy |
| D1S/_/_/_/2 | Con driver PUSH/DIM 1-10V Made in Italy | With Made in Italy PUSH/DIM 1-10V driver | Avec alimentation PUSH/DIM 1-10V Made in Italy | Mit Driver PUSH/DIM 1-10V Made in Italy |
| D1S/_/_/_/3 | Con driver DALI Made in Italy | With Made in Italy DALI driver | Avec alimentation DALI Made in Italy | Mit Driver DALI Made in Italy |
| D1S/_/_/_/T | Con driver a taglio di fase | With TRIAC driver | Avec alimentation TRIAC | Mit Driver TRIAC |

Interfacce per gestione della luce / Light management control units, see [cat.42](#)

Kit emergenza disponibile su richiesta - Emergency kit available upon request - Kit éclairage secours disponible sur demande - Notfall Kit auf Anfrage erhältlich

| Code | Descrizione | Description | Description | Beschreibung |
|---------------|---|--|--|--|
| KIT EM/LED/1H | Kit emergenza per LED 1 ora - Batt.7.2V - 1.5Ah | Emergency kit for LED 1 hour - Batt.7.2V - 1.5Ah | Kit éclairage secours pour LED 1 heure - Batt.7.2V - 1.5Ah | Notfall Kit für LED 1 Stunde - Batt.7.2V - 1.5Ah |
| KIT EM/LED/3H | Kit emergenza per LED 3 ore - Batt.7.2V - 4Ah | Emergency kit for LED 3 hours - Batt.7.2V - 4Ah | Kit éclairage secours pour LED 3 heures - Batt.7.2V - 4Ah | Notfall Kit für LED 3 Stunden - Batt.7.2V - 4Ah |