














8216.108



| Codice Code Code | Parte elettrica Electrical part Leuchtmittel | Potenza Power Leistung | Tensione Tension Spannung | Flusso luminoso Light output Lumen | Classe Safety class Schutzklasse |
|------------------------|---|---|---------------------------------|--|---|
| 8216.108.41.00.9 | E27  L110 mm | MAX 52 W | 240 V | / |  |
| 8216.108.53.00.9 | R7s  L78 mm | MAX 120 W | 240 V | / |  |
| 8216.108.59.00.9 | G24q2/q3  | 18/26 W | 220 - 240 V | / |  |
| 8216.108.D15.CT | LED  | 8 W | 220 - 240 V | 1100 lm |  |
| IP 20 |   |  | | | |