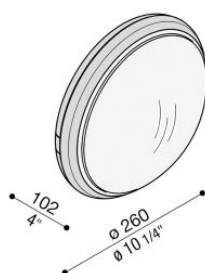







# Nova tonda 260

LB8022G

LOMBARDO



## Technical information:

Installation:	Wall, Ceiling
Finish:	Grey High Tech RAL 9006
Diffuser type:	Etched glass
Lamp type:	Lamp
CRI:	>80
Photobiological risk:	RG0
Type of bulb socket:	E27
Lamp max:	1x75
CFL:	1x15
Version with:	 Suitable for motion sensor/Day and night sensor
Insulation class:	 CL.II
Type of protection:	IP 44
Resistance to breakage:	IK 06 1J xx3
Standards and Marks of Conformity:	  

Acid-etched glass diffuser. Lamp max. dim: E27 128 mm Ø 48 mm.



# Nova tonda 260

LB8022G

LOMBARDO

