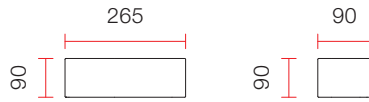







2615A108



2615A108



Codice Code Code	Parte elettrica Electrical part Leuchtmittel	Potenza Power Leistung	Tensione Tension Spannung	Flusso luminoso Light output Lumen	Classe Safety class Schutzklasse
2615A108.52.CT	G9  L50 mm	MAX 60 W	240 V	/	
2615A108.L69.CT	LED 	6 W	220 - 240 V	600 lm	
IP 20	